

# HYDRIM

Instrument Washers



Powerful cleaning...  
the first step to effective sterilization



50 YEARS OF  
INNOVATION  
1957-2007

SciCan

A HIGHER STANDARD

# Why Use An Automated Washer?

The advantages of automated washing systems over traditional manual cleaning are recognized by the CDC and independent research and testing organizations. If it's not clean, it can't be sterilized. SciCan offers the tabletop HYDRIM C51w instrument washer and the newly redesigned floor model HYDRIM L110w to meet the needs of your dental practice.

## Key benefits to your dental practice are:

### ✓ **Virtually eliminates handscrubbing**

Protect your staff against the hazards of skin puncture and aerosolized contaminants from manual or ultrasonic washing, manual rinsing and manual drying.

### ✓ **Save valuable time**

Spend more time in revenue-generating work with patients, rather than scrubbing instruments.

### ✓ **Third party cleaning validation indicates 99.9% protein removal**

HYDRIM'S powerful circulation pumps and wash arms, combined with SciCan's HIP chemical, result in exceptional cleaning performance.

### ✓ **Chemical developed specifically for dental use**

HIP chemical is a proprietary blend of surfactants (Surface Acting Agents), which are substances that reduce the surface tension of the water and increase its ability to lift debris from instruments. Your valuable instruments are cleaned and protected with HIP!

### ✓ **Consistent repeatable cycles**

Ensure that every set of instruments receives the same validated cleaning process, without the variability inherent in manual scrubbing and ultrasonic cleaners.

### ✓ **Fresh water and chemical for each load**

A precise amount of liquid cleaning solution is dispensed automatically, without the clumping associated with powder detergents. In contrast with ultrasonic cleaners, in which the water is reused for a day or more, HYDRIM uses fresh water for each cycle.

### ✓ **Automated equipment is recommended in "Guidelines for Infection Control in Dental Health Care Settings - MMWR 2003"**

Using automated equipment can be safer and more efficient than manually cleaning contaminated instruments.

### ✓ **Easily adaptable for either loose instruments or cassettes**

Accommodates your current instrument management procedures and your future growth plans.

# The HYDRIM<sup>®</sup> Washing System

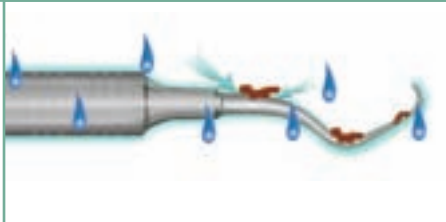



Prior to placing instruments in the HYDRIM, remove composite, cement and amalgam at chairside.

Then load instruments in cassettes or baskets, place in the HYDRIM, and press start.

HYDRIM's rapid cycles wash, rinse and dry your instruments, preparing them for sterilization in STATIM<sup>®</sup> or other autoclaves.

The HIP<sup>™</sup> chemical (HYDRIM Cleaning Solution with Instrument Protection) has been carefully formulated to provide outstanding compatibility with a wide range of materials and coatings. HIP is automatically added at various stages in the cycle to optimize the cleaning and protection of instruments. Independent testing indicates 99.9% protein removal — far beyond the level detectable with the naked eye!

Speed, durability, proprietary chemical and software; these are the elements that combine to make HYDRIM the best instrument washing system available.

<b>PREWASH</b>		Small HIP dose starts the cleaning process and protects instruments from corrosion	<b>45°C</b>
<b>WASH</b>		Main HIP dose gently lifts debris from the instruments	<b>50°C</b>
<b>RINSE</b>		Small HIP dose rinses and protects instruments from corrosion	<b>60°C</b>
<b>DRY</b>		As water is evaporating from instruments HIP protects them from corrosion in the moist, oxygen-rich chamber	

# HYDRIM Instrument Washers – Designed for Professional Use

	C51w	L110w
<b>Ease of use</b>		
• Large window in the door allows operator to observe the cycle		•
• Touchscreen display		•
• Three-button user interface	•	
• Cycle running indicator	•	
<b>Capacity and Cycle</b>		
• 10-cassette (8" x 11") capacity		•
• 4-cassette (8" x 11") capacity	•	
• Easily configured for loose instruments and various cassette sizes	•	•
• Fast wash cycle and efficient water use	•	•
<b>Mechanical and Construction</b>		
• Active drying system consisting of heater and blower dries instruments rapidly and prevents corrosion	•	•
• Stainless steel 304 construction, designed specifically for professional dental use	•	•
• Integrated liquid chemical dosing system assures accuracy, minimizes user intervention and requires no additional cabinet space	•	•



HYDR/M L110w



HYDR/M C51w

# Trying to decide which HYDRIM is best-suited for your practice?

Here are a few suggestions to help you choose the right HYDRIM for your practice:

- Plan for sufficient HYDRIM capacity on your busiest day. As a guideline, assume that the HYDRIM C can process 40 instrument sets in a 10-hour day, and the HYDRIM L can process 100 instrument sets in a 10-hour day. This will vary with cassette size, ratio of baskets to cassettes used, and operatory scheduling.
- Consider your office layout. If you have more than one washing/sterilization area, two HYDRIM C's may be preferable to one HYDRIM L.
- How much space do you have? The compact HYDRIM C can be installed on the countertop or built into a steri-center under the counter. The floor-standing HYDRIM L is most often installed under the counter in a steri-center, but can also be a free-standing unit.
- Consider your instrument inventory. If you have limited inventory, you may prefer the HYDRIM C because its smaller capacity allows you to fill and run it more frequently.
- Are you using a lot of instrument cassettes in your practice? If so, the HYDRIM L may be the machine for you. Its capacity of ten 8" x 11" cassettes is much greater than the HYDRIM C's four-cassette capacity.
- Consider your sterilizer capacity. For efficient instrument flow, your washer capacity should be approximately the same as your sterilizer capacity.
- Plan for future practice expansion, if applicable.

HYDRIM Comparison		
	HYDRIM C	HYDRIM L
• Large practice (5+ operatories)		●
• Medium practice (3-4 operatories)	●	●
• Small practice (1-2 operatories)	●	
• Limited instrument inventory	●	
• Primarily use instrument management cassettes		●
• Limited space	●	
• Plans to expand practice		●

# HYDRIM Accessories



**4-Cassette Rack**  
01-109153  
15 x 15½ x 6¼" (380 x 385 x 160 mm)  
C51w  L110w



**Rack for 2 Baskets & 2 Cassettes**  
01-109768S  
13¼ x 13¼ x 6¼" (350 x 350 x 17 mm)  
C51w  L110w




**5-Cassette Rack, Full Size**  
01-109963S  
18¼ x 13¼ x 5½" (480 x 355 x 158 mm)  
C51w  L110w




**5-Cassette Rack, Half Size**  
01-109964S  
18¼ x 6¾ x 5½" (480 x 168 x 158 mm)  
C51w  L110w



**4 XL Cassette Rack, Full Size**  
01-109965S  
18¼ x 13¼ x 5½" (480 x 355 x 158 mm)  
C51w  L110w



**STATIM 2000 Basket**  
01-107240  
10¼ x 7 x 1½" (275 x 178 x 42 mm)  
C51w  L110w



**STATIM 5000 Basket**  
01-107241  
13¼ x 7 x 1½" (373 x 178 x 42 mm)  
C51w  L110w



**Large Basket**  
01-108210  
14¼ x 13¼ x 2½" (368 x 350 x 64 mm)  
C51w  L110w



**Long Basket**  
01-108232  
17¾ x 5½ x 1½" (442 x 150 x 42 mm)  
C51w  L110w



**Hygiene Basket**  
01-108298  
8 x 4½ x 1½" (203 x 114 x 32 mm)  
C51w  L110w



**Basket with Hinged Lid**  
01-108294  
8½ x 5½ x 2¼" (216 x 140 x 54 mm)  
C51w  L110w



**Hygiene Basket, 1/4 Size**  
01-109967S  
6¼ x 8½ x 1¼" (159 x 216 x 44 mm)  
C51w  L110w



**Basket with Lid, 1/4 Size**  
01-109968S  
6¼ x 8½ x 2¼" (159 x 216 x 54 mm)  
C51w  L110w



**Support Rack**  
01-108214  
13¾ x 13¼ x 1½" (350 x 350 x 48 mm)  
C51w  L110w



**Hinged Instrument Rack**  
15793.00  
7½ x 4 x 4¼" (192 x 100 x 109 mm)  
C51w  L110w



**HIP Cleaning Solution C51w**  
CS-HIPC  
C51w  L110w



**HIP Cleaning Solution L110w**  
CS-HIPL  
C51w  L110w



**SYS-TM Instrument Cassettes**  
SYS-TM1  
7 x 2½ x ½" (178 x 64 x 13 mm)  
SYS-TM2  
7 x 2½ x 1" (178 x 64 x 25 mm)  
SYS-TM3  
7 x 4½ x ½" (178 x 114 x 13 mm)  
SYS-TM4B  
10½ x 6½ x 1" (267 x 165 x 25 mm)

# Technical Specifications

	C51w	L110w
<b>Size:</b>		
Dimensions (w x h x d)	600 x 475 x 460 mm (23.75" x 18.75" x 18.25")	600 x 850 x 600 mm (23.75" x 33.5" x 23.75")
Depth with Door Open	780 mm / 30.75"	1200 mm / 47"
Weight	34 kg / 75 lbs.	80 kg / 176 lbs.
<b>Cycle Times*:</b>		
Rinse and Hold	8 mins.	9 mins.
Regular Wash + Dry	19 mins. + 10 mins.	16 mins. + 10 mins.
Heavy Duty Wash + Dry	23 mins. + 10 mins.	25 mins. + 10 mins.
*Actual cycle times will vary with incoming water temperature and pressure.		
<b>Water Consumption Per Cycle:</b>		
Rinse and Hold	6 litres / 1.6 gallons	11.5 litres / 3 gallons
Regular Wash	14 litres / 3.7 gallons	19 litres / 4.75 gallons
Heavy Duty Wash	14 litres / 3.7 gallons	25 litres / 6.25 gallons
<b>Electrical Connection:</b>		
North America	208 - 240V, 10A, 60Hz	208 - 240V, 15A, 60Hz
Running Noise	60dB (wash)	60dB (wash)
<b>Water and Drain Connections:</b>		
Hot and Cold Water Tap Connection	3/4" Garden hose, male	3/4" Garden hose, male
Recommended Hot Water Temperature	50°C to 70°C / 122°F to 158°F	50°C to 70°C / 122°F to 158°F
Cold Water Temperature	< 30°C / 86°F	< 30°C / 86°F
Inlet Water Pressure	1 - 10 bar / 14.5 - 145 psi	1 - 10 bar / 14.5 - 145 psi
Drain	2 cm / 3/4"	2 cm / 3/4"
<b>Miscellaneous:</b>		
Cleaning Solution Dose Per Cycle	50 mL / 2 fl. oz. (Regular or HD)	120 mL / 4 fl. oz. (HD)
Water Softener Capacity	0.5 kg / 1.1 lbs. salt	1 kg / 2.2 lbs. salt
<b>Ordering Information:</b>		
	C51w-D01	L110w-D01
	includes two STATIM 2000 baskets	includes 5-cassette rack (full size), 5-cassette rack (half size), basket with hinged lid, and hygiene basket

www.scican.com

SciCan Ltd., 1440 Don Mills Road, Toronto Ontario, Canada M3B 3P9  
Telephone: 1.800.667.7733 Fax: 416.445.2727

SciCan, Inc., 500 Business Center Drive, Pittsburgh, PA 15205  
Telephone: 1.800.572.1211 Fax: 412.494.4794

SciCan Medtech, Alpenstrasse 16, 6300 Zug, Switzerland  
Telephone: +41.41.727.7027 Fax: +41.41.727.7029

HYDRIM and STATIM Cassette Autoclave are registered trademarks of SciCan Ltd.  
STATIM and HIP are trademarks of SciCan Ltd.

**SciCan**

A HIGHER STANDARD